



图 1



睡眠年谱

出生前 0-6个月 平均每天睡 16小时。
 婴儿期 出生7个月后至2岁 平均每天睡 13-15小时。
 儿童期 2-12岁 平均每天睡 10-12小时。
 青少年期 12-18岁 平均每天睡 9-10小时。
 成年期 19-59岁 平均每天睡 7-8小时。
 老年期 60岁以后 平均每天睡 5-7小时。

图 3

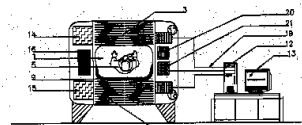
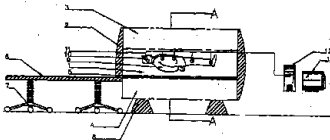


图 5

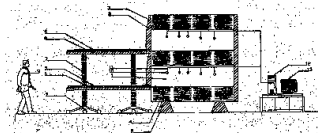


图 6

Drawing pages of WO2014101303 A2




图 7

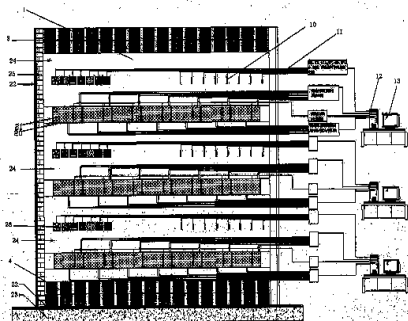


图 8

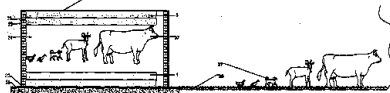


图 9

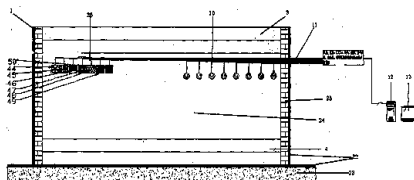


图 10

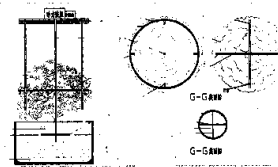


图 11

生育期	出生前	出生	1-3月	3-6月	6-9月	9-12月	12月	1月	2月	3月	4月	5月	6月	7月	8月	9月	10月	11月	12月	
上	中	下	上	中	下	上	中	下	上	中	下	上	中	下	上	中	下	上	中	下

图 12

图 12

生育期	出生前	出生	1-3月	3-6月	6-9月	9-12月	12月	1月	2月	3月	4月	5月	6月	7月	8月	9月	10月	11月	12月
所需时间	最少	3	3	3	7		115		3	3	3	3	3	3	3	3	3	3	3
生育的段	无	有	有	有	有	有	有	有	有	有	有	有	有	有	有	有	有	有	有
发育的段	无	有	有	有	有	有	有	有	有	有	有	有	有	有	有	有	有	有	有

图 13

图 13

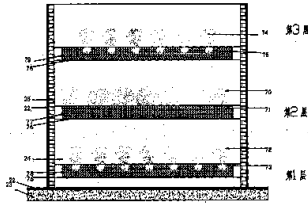


图 14

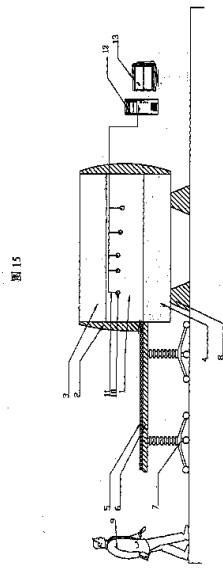


图 15

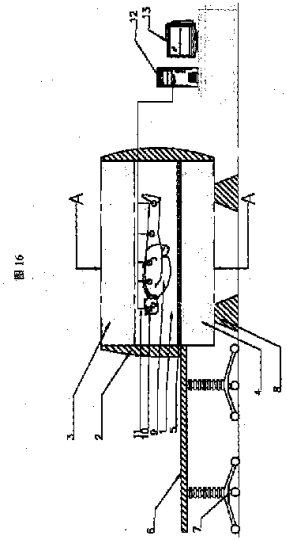


图 16

Drawing pages of WO2014101303 A2

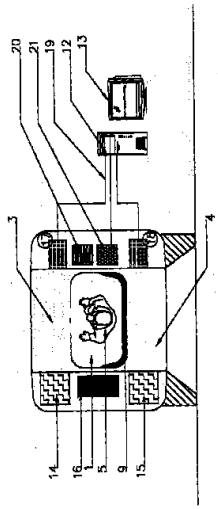


图 17

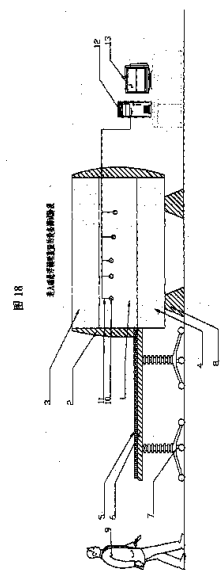


图 18

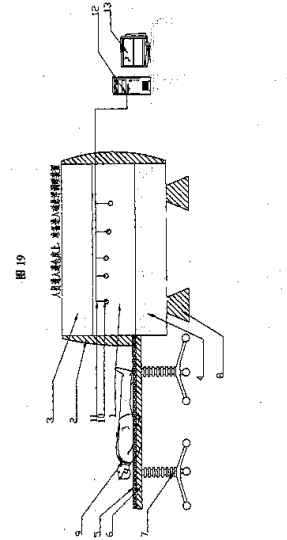
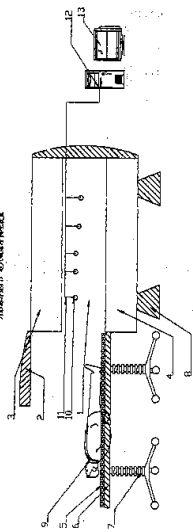


图 19

图 20

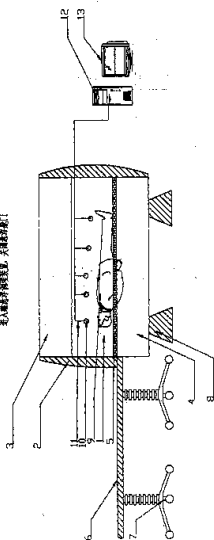
无接触型门、无人操作型装置



1596

图 21

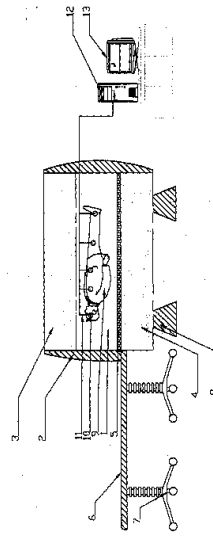
无人操作型装置、无人操作型门



1496

图 22

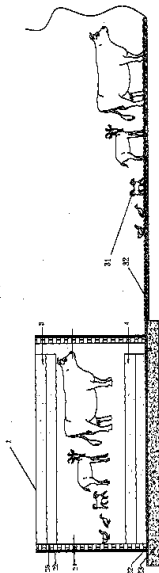
无人操作型装置—门体结构、无人操作型装置



1596

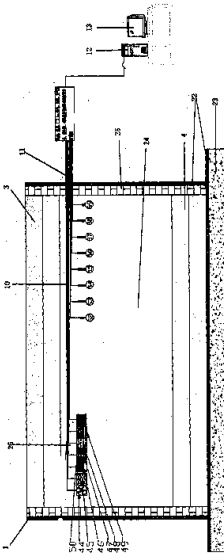
Drawing pages of WO2014101303 A2

图 23



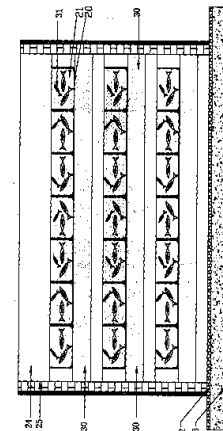
1696

图 24



1796

图 25



1896

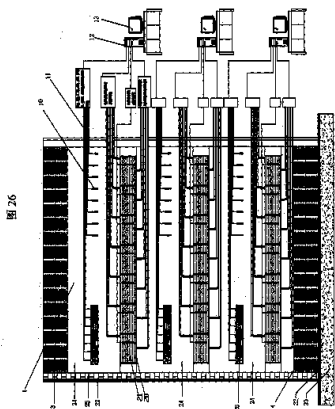


图 26

1096

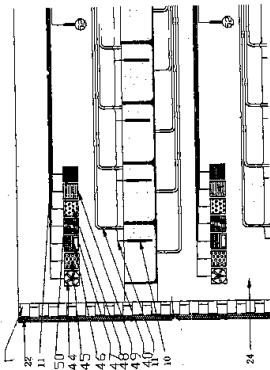


图 27

2096

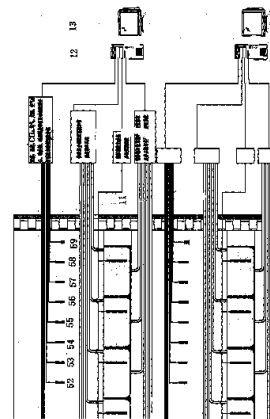


图 28

2196

Drawing pages of WO2014101303 A2

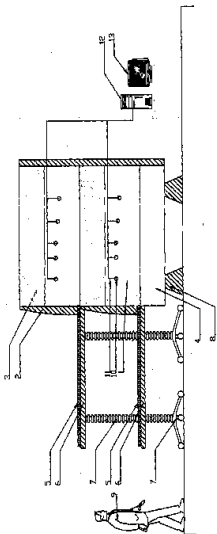


图 29

2296

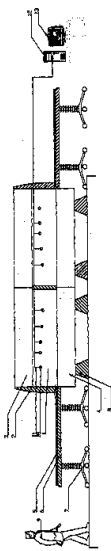


图 30

2396

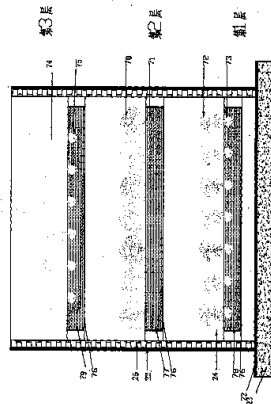
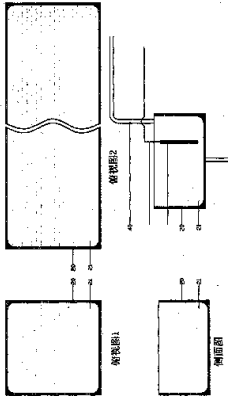


图 31

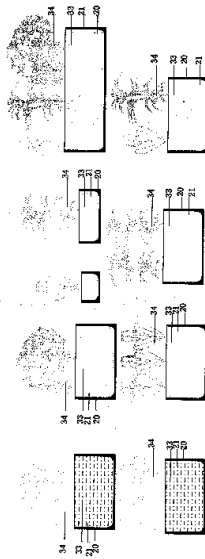
2496

图 72



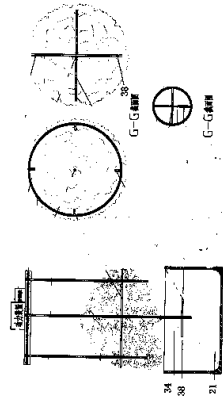
2506

图 33



3606

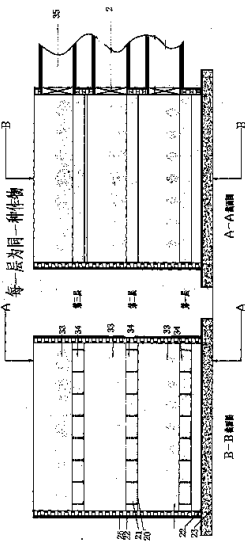
图 34



2706

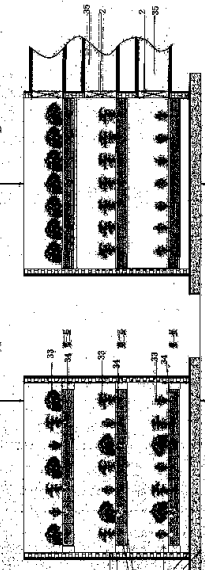
Drawing pages of WO2014101303 A2

图 35



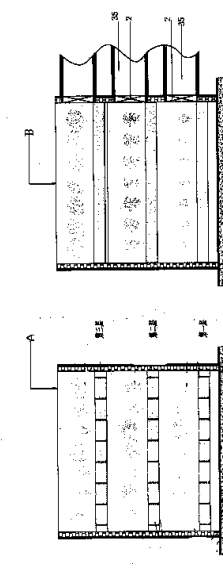
3806

图 36



3906
替换页 (组别第26页)

图 37



3606

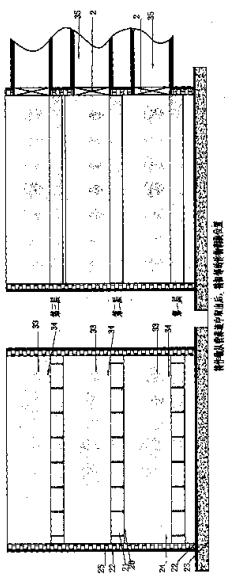


图 38

3176

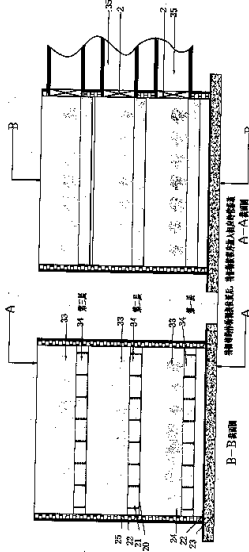


图 39

3276

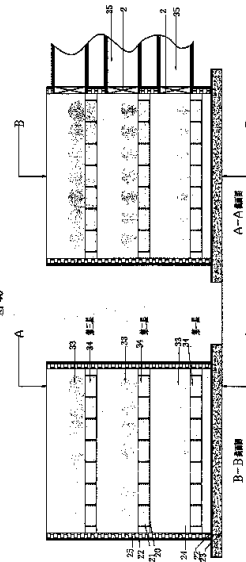


图 40

3376

Drawing pages of WO2014101303 A2

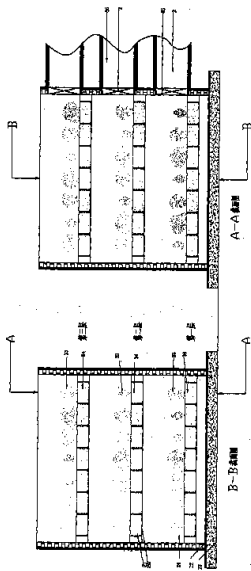


图 41

3476

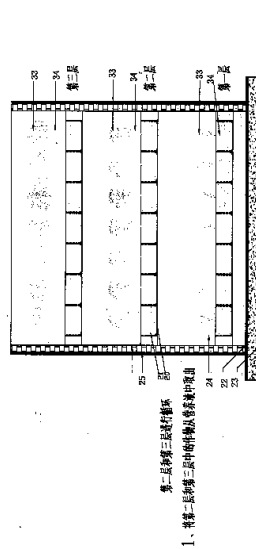


图 42

3576

1、将第二层与第三层中的颗粒置于中间层

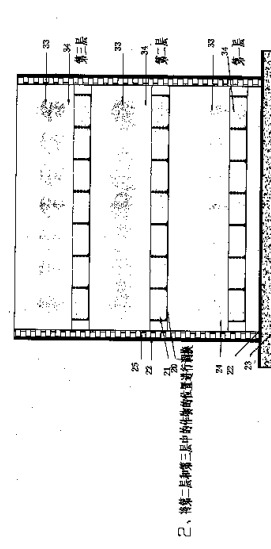
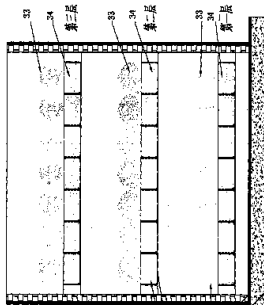


图 43

3676


2、将第二层与第三层中的颗粒置于中间层

图 44




3、将第三层中的物料加入第二层物料或加入到混合物中，
将第二层中的物料加入第三层物料或加入到混合物中

图 45



1、将第三层第二层中的物料从混合物中取出
第一层物料三层进行循环

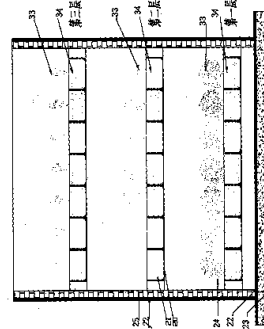
图 46



2、将第一层第三层中的物料加入到混合物中

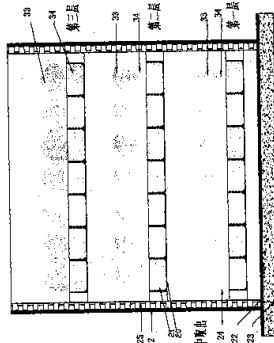
Drawing pages of WO2014101303 A2

图 47



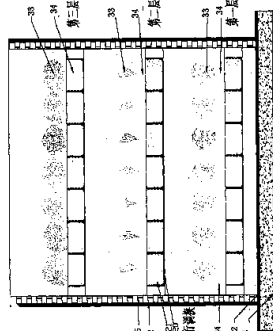
3、将第三层中的物料加入第一层物料或加入到混合物中，
将第一层中的物料加入第三层物料或加入到混合物中

图 48



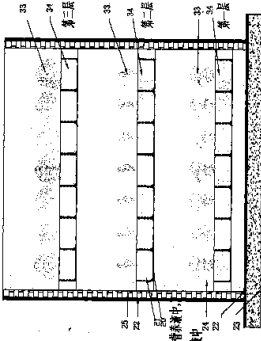
第一层第二层进行循环
1、将第一层物料第二层中的物料从混合物中取出

图 49



2、将第一层第二层中的物料加入到混合物中

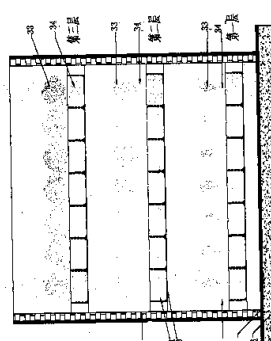
图 50



3、将第二层中待放入第一层待放入的待放入物放入第二层中待放入的待放入物中，
将第一层中待放入第二层待放入的待放入物放入第二层中。

45%

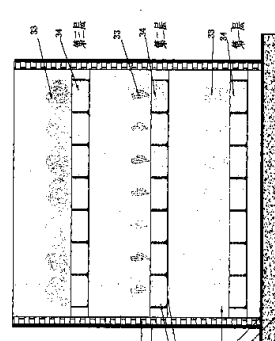
图 51



先将第一层和第二层进行循环，
然后将从第二层中取出放入第三层中。

46%

图 52

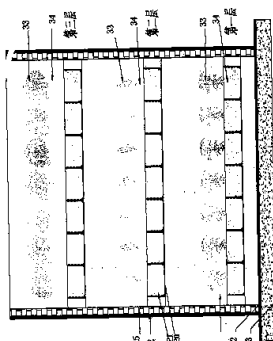


先将第一层和第二层进行循环，
然后将从第二层中取出放入第三层中。

45%

Drawing pages of WO2014101303 A2

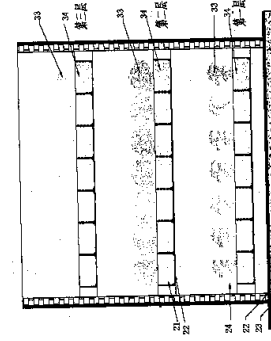
图 53



先将第一层和第二层进行循环，
然后将从第二层中取出放入第三层中。

45%

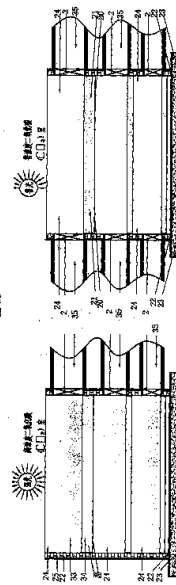
图 54



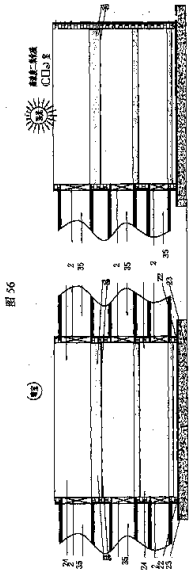
先将第一层和第二层进行循环，
然后将从第二层中取出放入第三层中。

47%

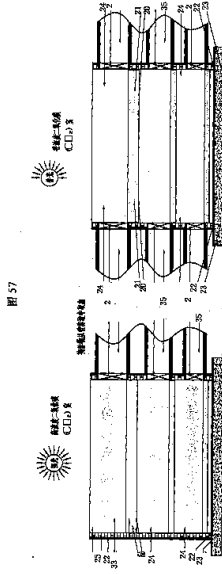
图 55



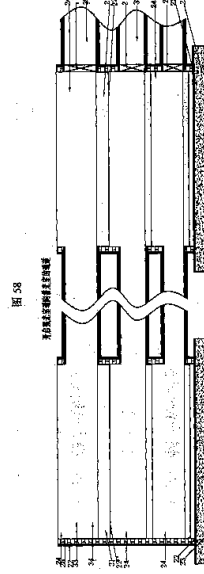
48%



4096

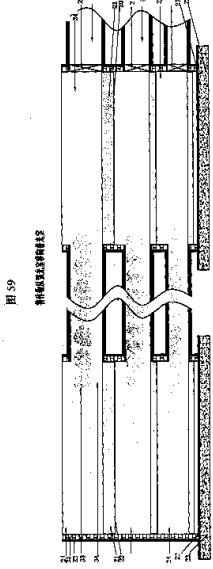


5096

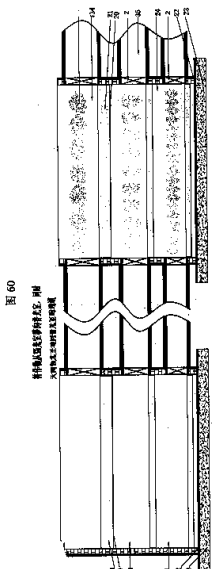


5196

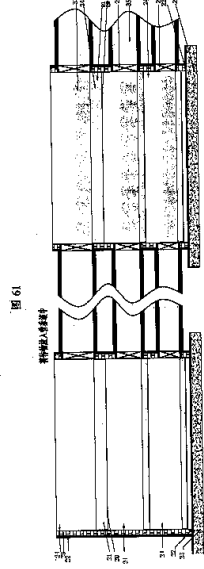
Drawing pages of WO2014101303 A2



5296

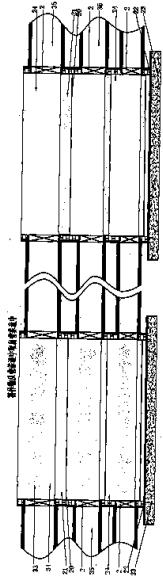


5396



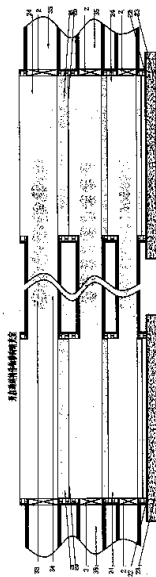
5496

图 62



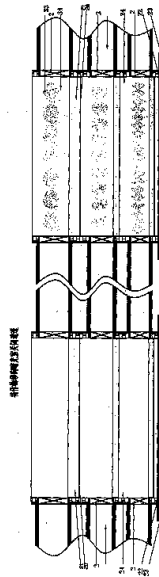
55/96

图 63



56/96

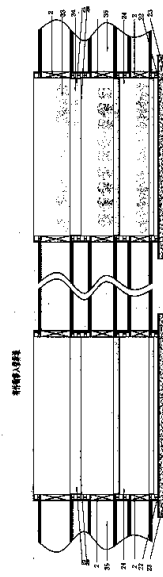
图 64



57/96


Drawing pages of WO2014101303 A2

图 65



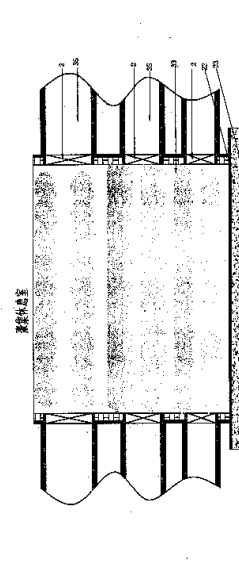
58/96

图 66



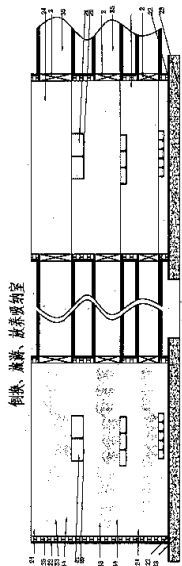
59/96

图 67



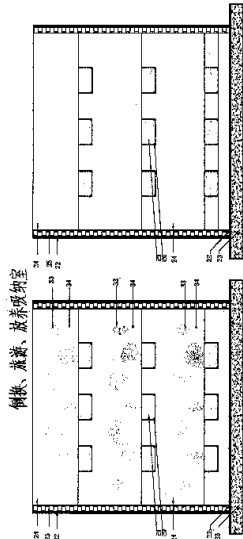
60/96

图 68



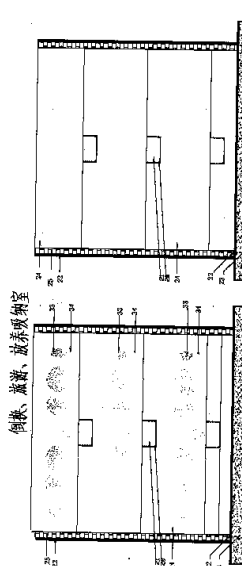
61/96

图 69



62/96

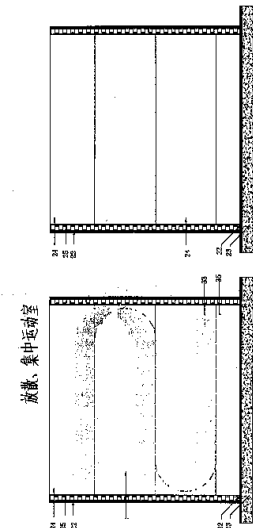
图 70



63/96

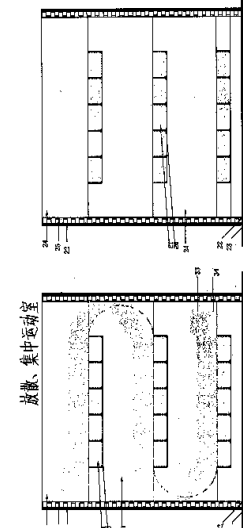
Drawing pages of WO2014101303 A2

图 71



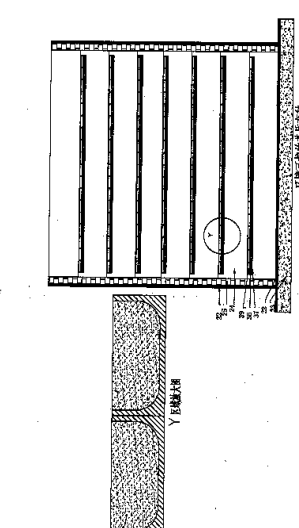
64/96

图 72



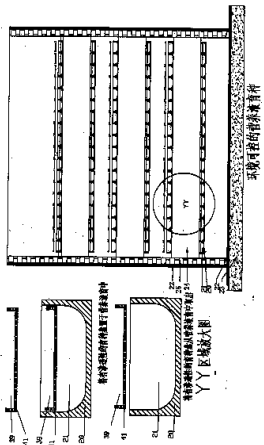
65/96

图 73



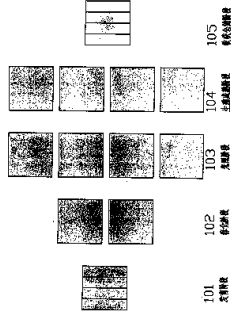
66/96

图 74



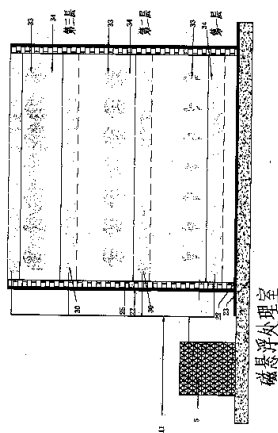
66/96

图 75



66/96

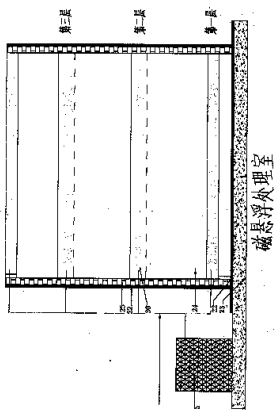
图 76



65/96

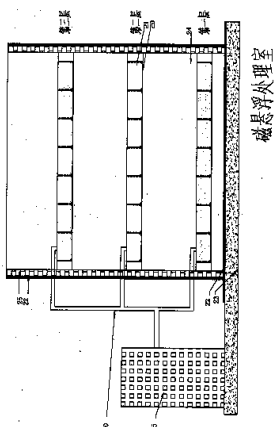
Drawing pages of WO2014101303 A2

图 77



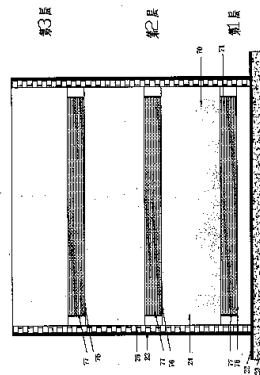
70/96

图 78



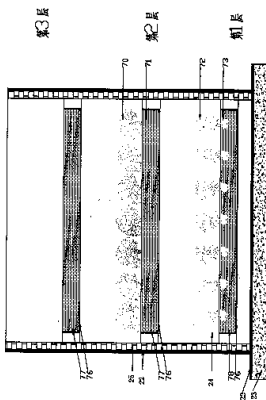
71/96

图 79



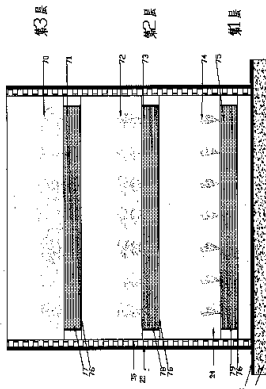
72/96

图 80



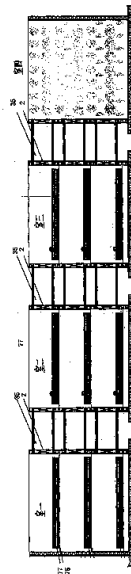
73396

图 81



74396

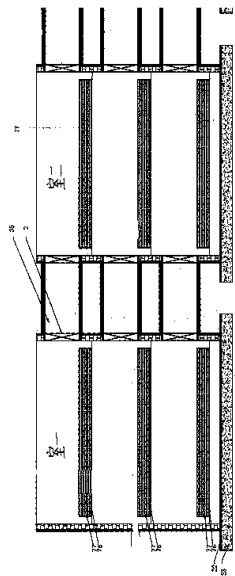
图 82



75396

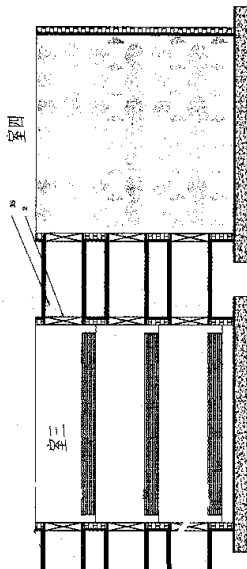
Drawing pages of WO2014101303 A2

图 83



76396

图 84



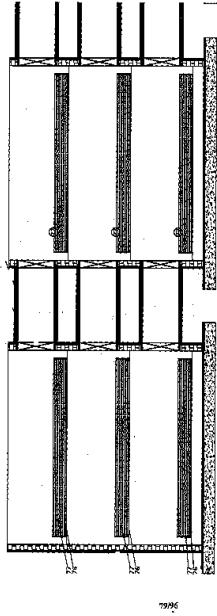
77396

图 85



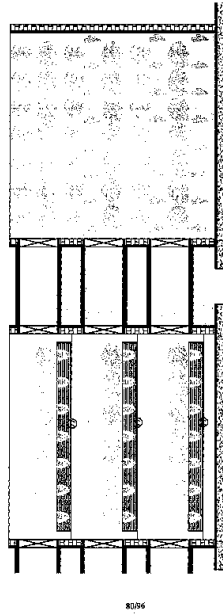
78396

图 86




79/96

图 87



80/96

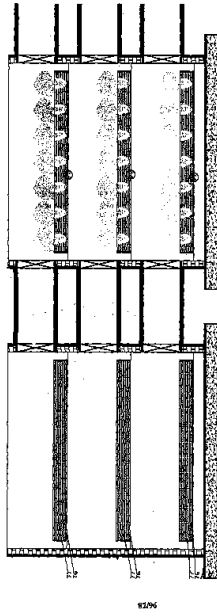
图 88



81/96

Drawing pages of WO2014101303 A2

图 89



82/96

图 90



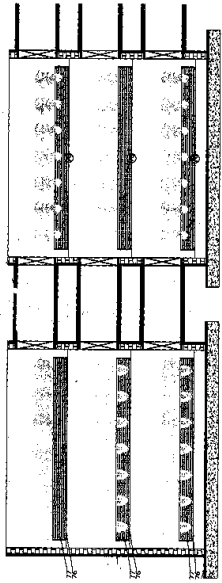
83/96

图 91



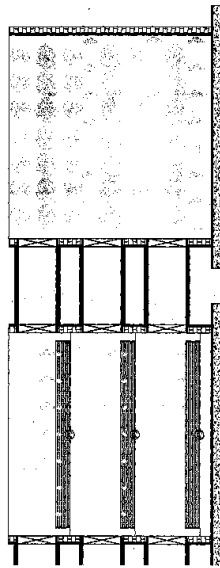
84/96

图 92



8506

图 93



8606

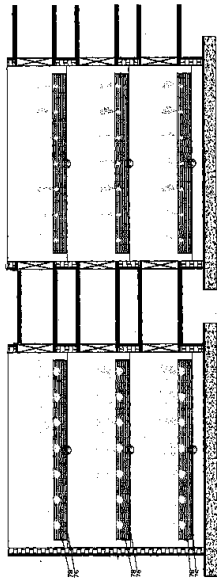
图 94



8706

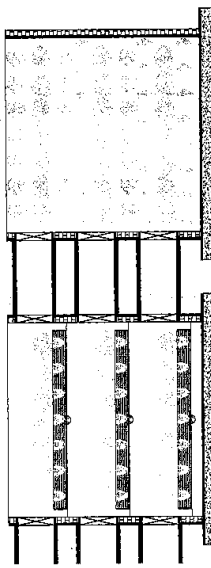
Drawing pages of WO2014101303 A2

图 95




8806

图 96



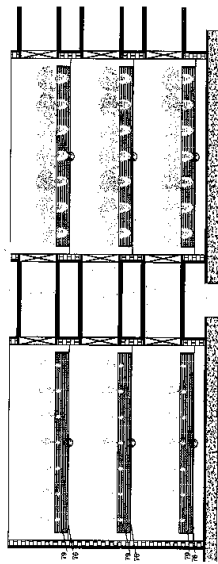
8906

图 97



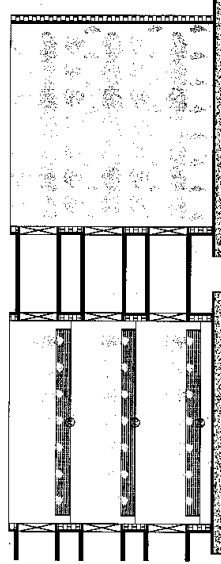
9006

图 98



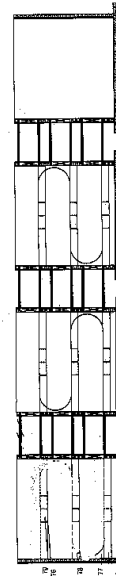
9296

图 99



9296

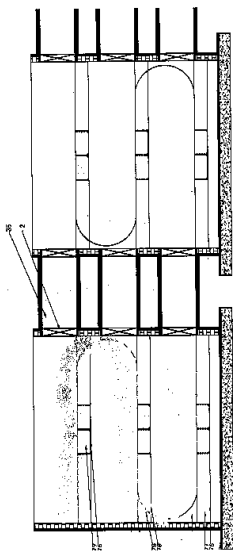
图 100



9296

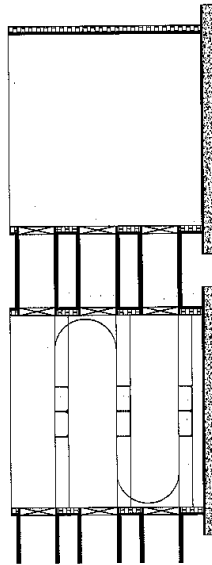
Drawing pages of WO2014101303 A2

图 101



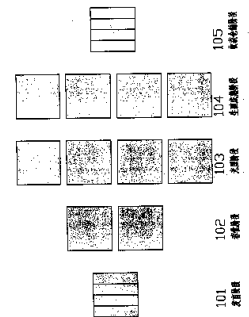
9496

图 102



9596

图 103



9696